



User manual
E-mount to PL adapter
Version 2.0.1



Index:

Box contents : 2

Guide to components:..... 3

Common directions for mounting:..... 4

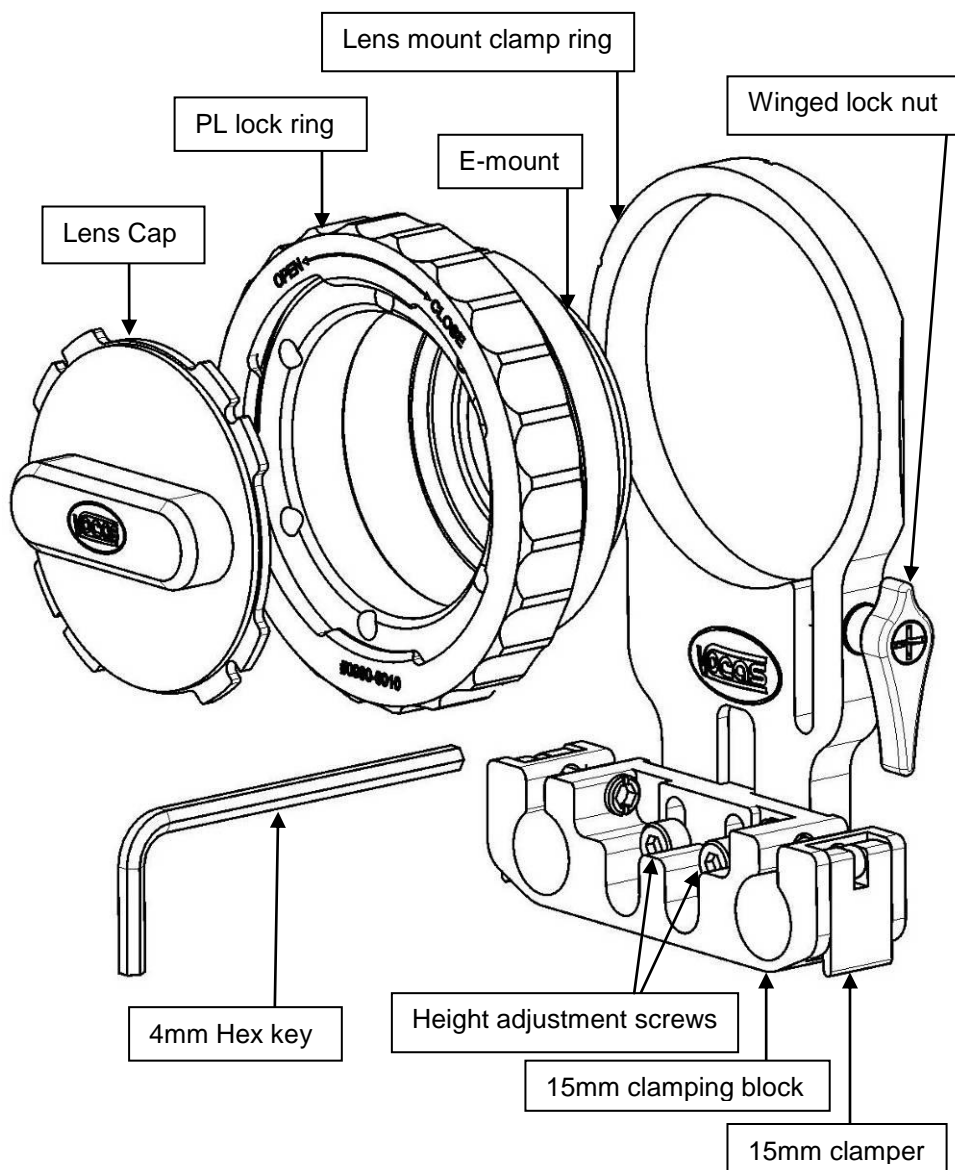
Inserting a PL lens: 5

Available accessories: 6

Box contents :

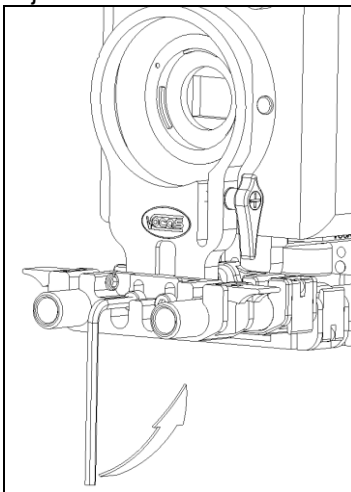
- 1 pc. Sony E-mount to PL mount Adapter.
- 1 pc. 15mm Support for Sony E-mount to PL adapter
- 1 pc. PL lens cap
- 1 pc. 4mm Hexagonal key
- 1 pc. Foam insert for Pelicase 1120F
- This manual

Guide to components:

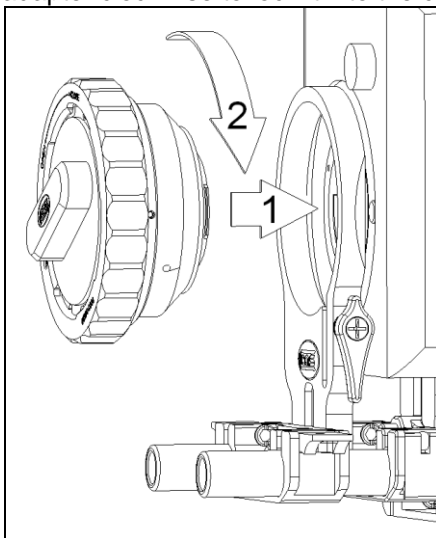


Common directions for mounting:

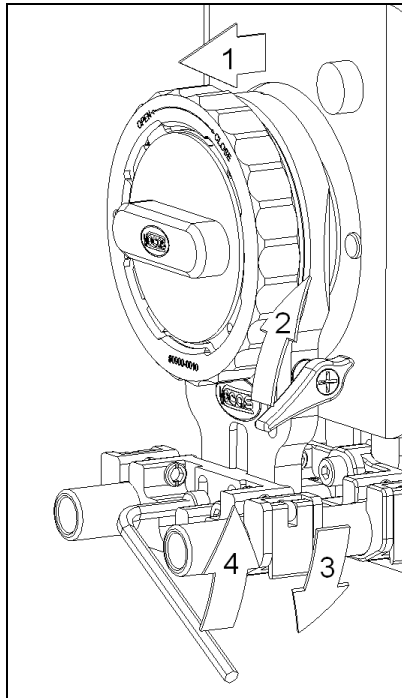
- **Turn off the camera before attaching the mount to the camera!**
- Mount the 15mm support on the 15mm rails so the clamp ring is against the camera.
- Loosen the Height adjustment screws in the 15mm clamping block.



- Insert the E-mount attachment into the E-mount opening of the camera through the clamp ring using the white marker on the camera and the lens mount as a position guide. **(1)**
- Turn the entire adapter clockwise to lock it into the camera. **(2)**



- Slide the clamp ring over the PL adapter as far as it will go. **(1)**
- Fasten the clamp ring by turning the Winged lock nut clockwise. **(2)**
(if the winged nut hits the camera it can be readjusted by pulling on the winged lock nut.)
- Flip the 15mm clappers of the clamping block in closed position. **(3)**
- Fasten the Height adjustment screws of the 15mm clamping block so the height is now fixed in place. **(4)**



Inserting a PL lens:

- **Turn off the camera before removing any lens from the adapter!**
- Make sure the Lens lock ring is in the open position by turning it counter clockwise.
- Insert the PL lens into the adapter making sure the position is correct.
- Lock the lens into the adapter by turning the Lens lock ring firmly clockwise.

Available accessories:

Separate Shim ring set for PL Adapter #0900-0012

The adapter is pre shimmed to the correct back focus of the Sony NEX-FS100 camera, however a separate shim ring set is also available.

consisting of:

2 pc. Shim ring PL Thickness: 0,0125mm.

2 pc. Shim ring PL Thickness: 0,025mm.

2 pc. Shim ring PL Thickness: 0,05mm.

